



District Report Card: 2017


State: Chhattisgarh	District: Balod
Class: 3	Subject: Language
Schools: 61	Students: 980


Participation/Coverage


Students

 GENDER	Boys		Girls	
	Number	%	Number	%
	458	46.73	522	53.27

 AREA	Rural		Urban	
	Number	%	Number	%
	925	94.39	55	5.61

 CATEGORY	SC		ST		OBC		GEN	
	Number	%	Number	%	Number	%	Number	%
	104	10.61	342	34.90	528	53.88	6	0.61

 CWSN	LD	VI	HI	S&LD	ID	Oth
	0	0	0	0	2	0

 Management	Government		Government-aided	
	Number	%	Number	%
	950	96.94	30	3.06

Average Performance of Students in Language (%)

Overall	Gender		Area		Management		Social Group			
	Male	Female	Rural	Urban	Govt.	Aided	SC	ST	OBC	GEN
70.01	69.80	70.20	70.83	56.24	70.81	44.67	69.17	68.67	71.09	66.67

Performance on Learning Outcomes (LOs)

Learning Outcomes	Description	Average Performance(%)
L304	Reads small texts with comprehension i.e., identifies main ideas, details, sequence and draws conclusions	71.51
L312	Reads printed scripts on the classroom walls: poems, posters, charts etc.	67.02

Range of Performance of Students who Answered Correctly							
Below 30%		30% - 50%		50% - 75%		Above 75%	
Number	%	Number	%	Number	%	Number	%
38	3.88	156	15.92	362	36.94	424	43.27

Lowest Performing Learning Outcomes (LOs)

1 - Reads printed scripts on the classroom walls: poems, posters, charts etc. (67.02)

2 - Reads small texts with comprehension i.e., identifies main ideas, details, sequence and draws conclusions (71.51)